

# NEWSLETTER

## A WINTER WALK Timber Hill Gardens, Chobham

Some of us visited this garden in Spring 2017 for a private visit and they are opening for the ngs in 2024 for what should be a lovely walk around this 16 acre woodland garden with stunning views over the North Downs.



BHS News



Hope you and your gardens are healthy, happy and productive in the new year

Winter walks will showcase stunning silhouettes of bare trees. With the warm weather we have been having, the 'Witch Hazel Walk' is hopefully a haze of yellow, interspersed with winter Honeysuckles (*Lonicera Fragrantissima*) and under-planted with winter flowering *Crocus Tommasianus*. Camellias will be coming into flower as will *Rhododendron 'Christmas Cheer'* and with luck the snowdrops will be peeking through. The owners are extremely knowledgeable and friendly and are particularly mindful of visitors' needs and offer a helpful buggy service around the grounds.



### Openings for ngs


Wednesday 3, 10, 17, 31 January

Monday 5, 12, 19, 26 February

Prebooking essential via ngs website

Adults £6 children £1

Self service refreshments



---

# WHAT'S COMING UP AT BHS IN 2024

---

Meetings are held at St James Parish Church Hall,  
Church Street, Weybridge, Surrey, KT13 8DE.  
on the first Wednesday afternoon of the month from 1.30 - 3.45pm.  
Tea/coffee and biscuits/cake when you arrive. Talk at 2pm.

---

## Spring In-House Meetings

3rd January 2024	Springing into a New Year <i>Simon Horrill</i>
7th February 2024	Paul Whittle <i>Homes and Gardens</i>
6th March 2024	Geoff Peach <i>Audience led problem solving in the garden - Q and A</i>
3rd April 2024	AGM and Spring Show

---

## Garden Visits - May to September

*See next page for possible venues*

---

## Autumn In-House Meetings

2nd October 2024	TBC
6th November 2024	TBC
4th December 2024	TBC

---

*Annual Membership is £10.00*  
*Monthly meetings are £2.00 for members*  
*£3.00 for non-members (first visit is free)*

---

## 2024 Garden Visits

See Page 5 for details on booking and payment

6th May: **confirmed**

Woodpeckers, Woking

Some of us visited in August last year and its a stunning small garden and it will be great to see it in Spring. Amazing planting and a stunning greenhouse and vegetable area. Plus a great cream tea!

**£10**



26th June: **to be confirmed**

Coach trip to Berkshire/  
Hampshire

Depart Elmbridge Excel at 9.30am to Rooksnest Garden, Lambourn Woodlands, Berkshire, RG17 7SB (1½ hr drive).

Its an ngs open day but 10 acres so shouldn't be too crowded. Light refreshments available but have enquired re picnics etc.

Depart approx 1.30 to Malverleys, Newbury, Hampshire, RG20 0AA (30 min drive). Private tour with head gardener Mat Reese (60 - 90 mins) with tea and cake. 1 ½ hr drive back.

**£40 if we can get 25 people.  
Check out the details on ngs  
website - both gardens look  
amazing**



## 2024 Garden Visits - continued

July: to be confirmed depending on owners agreeing to open for a private visit.



Self drive afternoon visit to Knowle Grange and Spurfold (as recommended by our speaker at



November talk). 40 min drive via A3 - 10 mins between the two gardens. Car sharing advised but assume there is parking as they open for ngs. Tea and cake at one of the gardens.

Check out details on ngs website. **Cost to be confirmed: approx £15**

August: **date to be confirmed**


Pat Whiffin's Garden, Addlestone

Pat, one of our members, has a lovely garden that until recently she opened for the ngs for many years. The photo is when we visited in 2012! This will be a great opportunity for us all to have a summer get together.



**Free with a light afternoon tea supplied by the committee**

September: **dates to be confirmed. Option of one or both gardens**



A new ngs small garden recommended by Janis from Woodpeckers for autumn planting - Mole End in Send.

Heathside in Cobham - great garden we visited

many yrs ago. About a 20 min drive between the two with possible pub lunch.



**Cost to be confirmed: approx £15**

## Bits and Bobs

### Garden Trips - see plans on pages 3 and 4

As you can see we have not finalised all the summer trips as yet but hopefully we can get them all sorted and booked up in the next few weeks.

The most important one will be to ascertain whether we will get enough numbers to run the coach trip. We have tried hard to do as you have asked and found gardens that are not normally open to the public that you are unlikely have been to. The cost as you can imagine has increased (in particular the coach hire) but it should be an excellent full day out without the worries of driving, parking and the cost of petrol.

I will have a list at the meeting on Wednesday for you to indicate you would like to come - and of course bring a guest(s). If you can't make the meeting but would like to come, can you please email me.

Elizabeth is happy to take post-dated cheques for payment once the visits are finalised.



### March Meeting

We are welcoming back Geoff Peach who we enjoyed last year for a Gardeners Q and A session. He will be very happy to take questions from the floor but it would work better if we could supply him with some in advance. So get thinking about what goes on in your garden that you would like some expert feedback on. Please send them to me ASAP as its going to a very embarrassing afternoon if we have nothing to ask him!

### Hellebore Misconceptions

Hellebores will only grow in deep shade.

Actually main species grow in full sun where they flower much better, and have smaller leaves. However the flowers won't last as

long and may need watering in dry areas. So the best compromise is to plant them in partial or dappled shade.



Another common misconception is that they dislike to


be moved or divided. Hellebore hybridus forms will all divide well if done after flowering when root growth is at an optimum. Simply cut into chunks with four or five growing points and plenty of root.

### Squirrelled Away - another suggestion

What to do with the unwanted Christmas present of soap - Squirrels hate the smell of it, so the smellier the better. Grate it up and sprinkle over the surface of the soil where your bulbs are planted. Reapply after rain - OK based on the current weather you might need a few bars! The main constituent - stearic acid produces an allergic reaction in our furry friend, similar to hay fever. It doesn't hurt the squirrel but will avoid it like the plague. Also worth trying on bird tables - just string a few pieces together and hang the 'soap on a rope' from the table.





## New Years Eve in my sad and odd looking garden



OK - these three are about right - winter jasmine and some hips, Viburnum 'dawn' and Camellia sasanqua



Still going - just



No idea what's going on here - strawberry flowers and a lettuce popping up in a dead hanging basket

A bit early - Camellia japonica in flower and Daphne odora about to open